



LEVANTÉ[®]
ALUMINUM ARCHITECTURAL COMPONENTS

LEVANTÉ[®], LLC
901 NORTHVIEW ROAD
SUITE 100
WAUKESHA, WISCONSIN 53188

Project Name:
H.L.M.

Part Name:
FINISHING TRIM

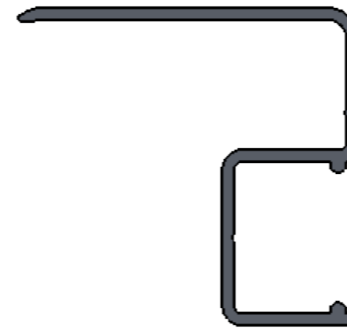
Used on assembly:

Part No.:
LDCF219

Drawing Number:
AL-13619-B

REVISIONS

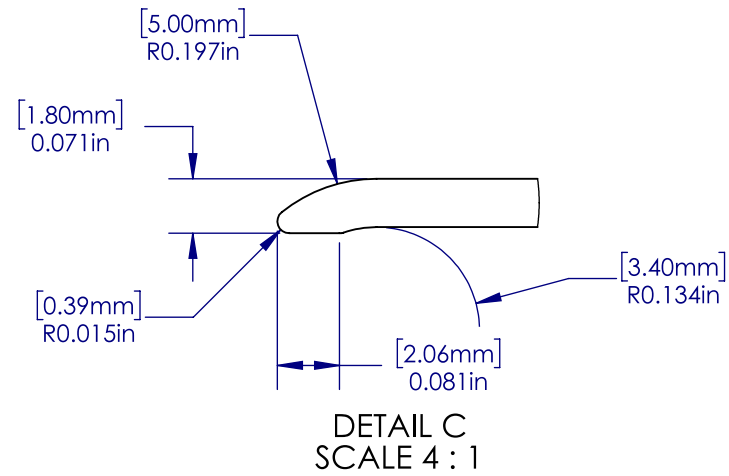
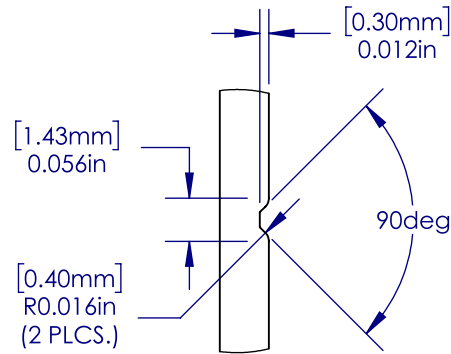
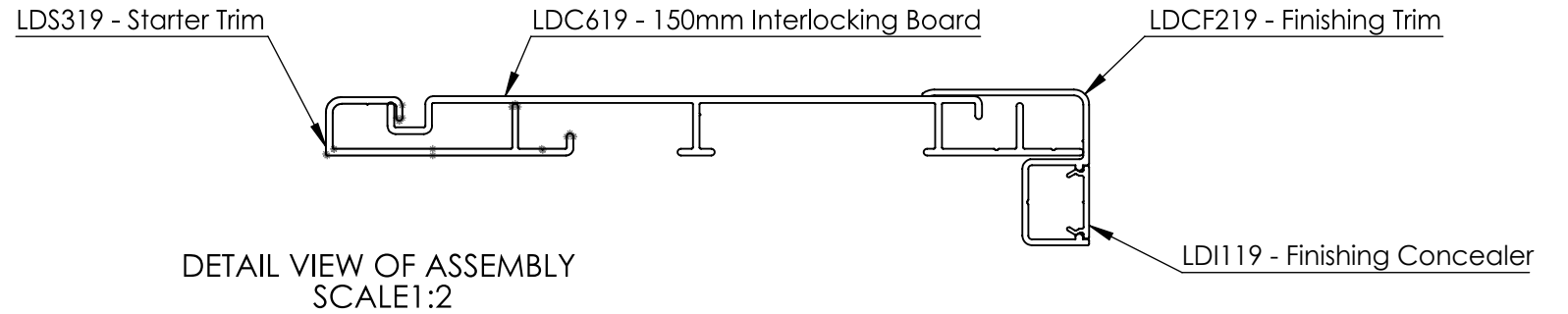
| REV. | DESCRIPTION | DATE | APPROVED |
|------|---|-----------|----------|
| B | RADIUS OF UPPER SECTION HAS BEEN REDUCED FROM R0.394" [10.00mm] TO R0.161" [4.10mm]. WIDTH OF TOP HORIZONTAL SECTION HAS BEEN REDUCED FROM 2.165" [55.00mm] TO 1.772" [45.00mm] AS PER CUSTOMER'S REVISION NOTES. | 6/22/2020 | EASS |



EXTRUSION PROFILE
SCALE 1:1

NOTES:

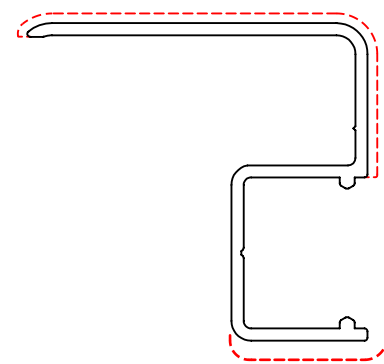
1. EXTRUSION SHALL BE STRAIGHT WITHIN 1.1mm PER 1M [0.015"/FOOT]
2. EXTRUSION TWIST 1.0DEG PER 1M [1.0DEG/FOOT]
3. EXTRUSION CROSS SECTIONAL AREA IS 0.2923 sq.in. [188.58 mm sq.]
4. ALL RADII & FILLET RADIUS TO BE R0.016" [0.40mm] UNLESS OTHERWISE SPECIFIED
5. SECTIONAL MATERIAL THICKNESS 0.063"±0.006" [1.60mm±0.15mm] UNLESS OTHERWISE SPECIFIED
6. CRITICAL DIMENSIONS ARE SHOWN WITHIN ()
7. REFERENCE DIMENSIONS ARE SHOWN WITHIN ()
8. ALL DIMENSIONS ARE FINISHED PART DIMENSIONS
9. ALL DIMENSIONS AND TOLERANCES ARE TO BE INTERPRETED ACCORDING TO ASME Y14.



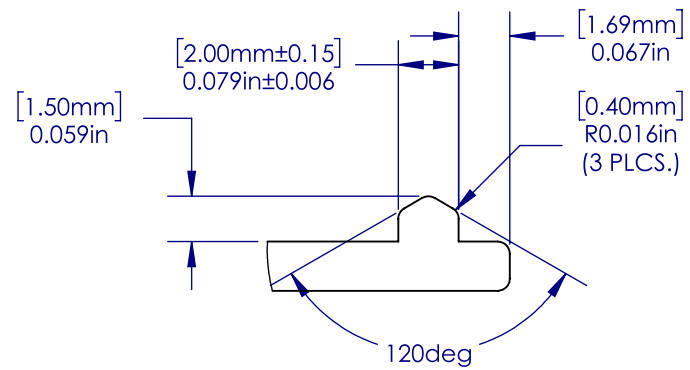
DETAIL B
SCALE 4:1

DETAIL C
SCALE 4:1

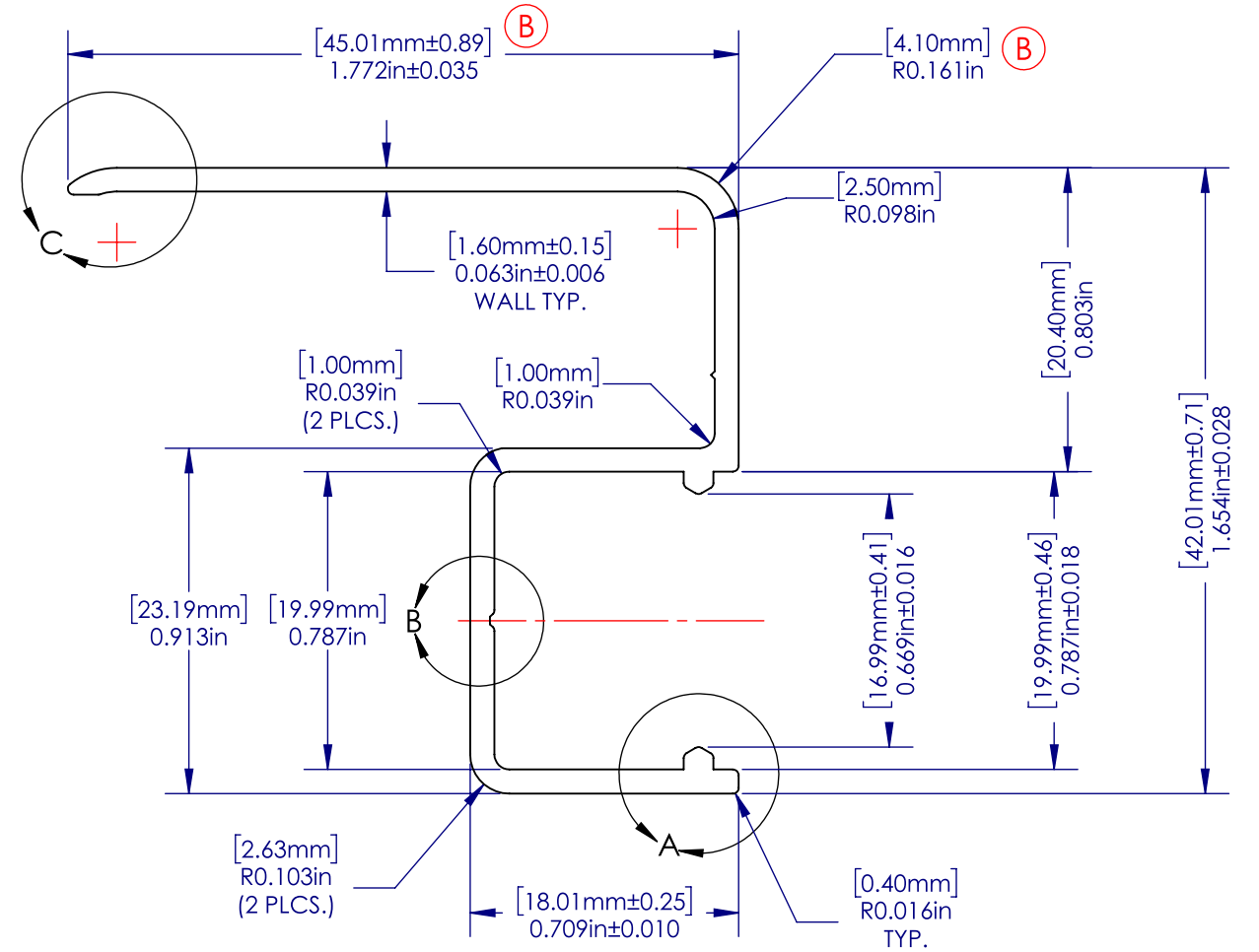
--- EXPOSED SURFACE



EXTRUSION PROFILE
SCALE 1:1



DETAIL A
SCALE 4:1



| WEIGHT/LENGTH | 0.515 | kg/m | 0.346 | lbs./ft. |
|-------------------|--------|--------|--------|----------|
| AREA | 188.58 | sq. mm | 0.2923 | sq. in. |
| TOTAL PERIMETER | 235.84 | mm | 9.2850 | in. |
| OUTSIDE PERIMETER | 235.84 | mm | 9.2850 | in. |
| EXPOSED PERIMETER | 90.28 | mm | 3.5543 | in. |

(B)

PROPRIETARY AND CONFIDENTIAL
THE INFORMATION CONTAINED IN THIS DRAWING IS THE SOLE PROPERTY OF ALWOOD LLC. ANY REPRODUCTION IN PART OR AS A WHOLE WITHOUT THE WRITTEN PERMISSION OF ALWOOD LLC IS PROHIBITED.

| | | | | |
|---|-----------------|-----------|----------|--|
| UNLESS OTHERWISE SPECIFIED: DIMENSIONS ARE IN INCHES [MM] TOLERANCES: | | NAME | DATE | |
| MILLIMETERS | INCHES | EASS | 06/22/20 | |
| X = ±1 | [X = ±0.1] | DRAWN | | TITLE: <h2>Finishing Trim</h2> |
| .X = ±.25 | [.XX = ±0.01] | CHECKED | | |
| .XX = ±10 | [.XXX = ±0.005] | ENG APPR. | | |
| ANGLES | ∠ = ± 1° | MFG APPR. | | |
| FRACTIONS | X/X = ± 1/64 | Q.A. | | |
| INTERPRET GEOMETRIC TOLERANCING PER: | MATERIAL | COMMENTS: | | SIZE PART NO. REV B LDCF219 B |
| 6063-T5 | FINISH | | | SCALE: 2:1 WEIGHT: 0.343 SHEET 2 OF 2 |
| POWDER COAT | APPLICATION | | | |