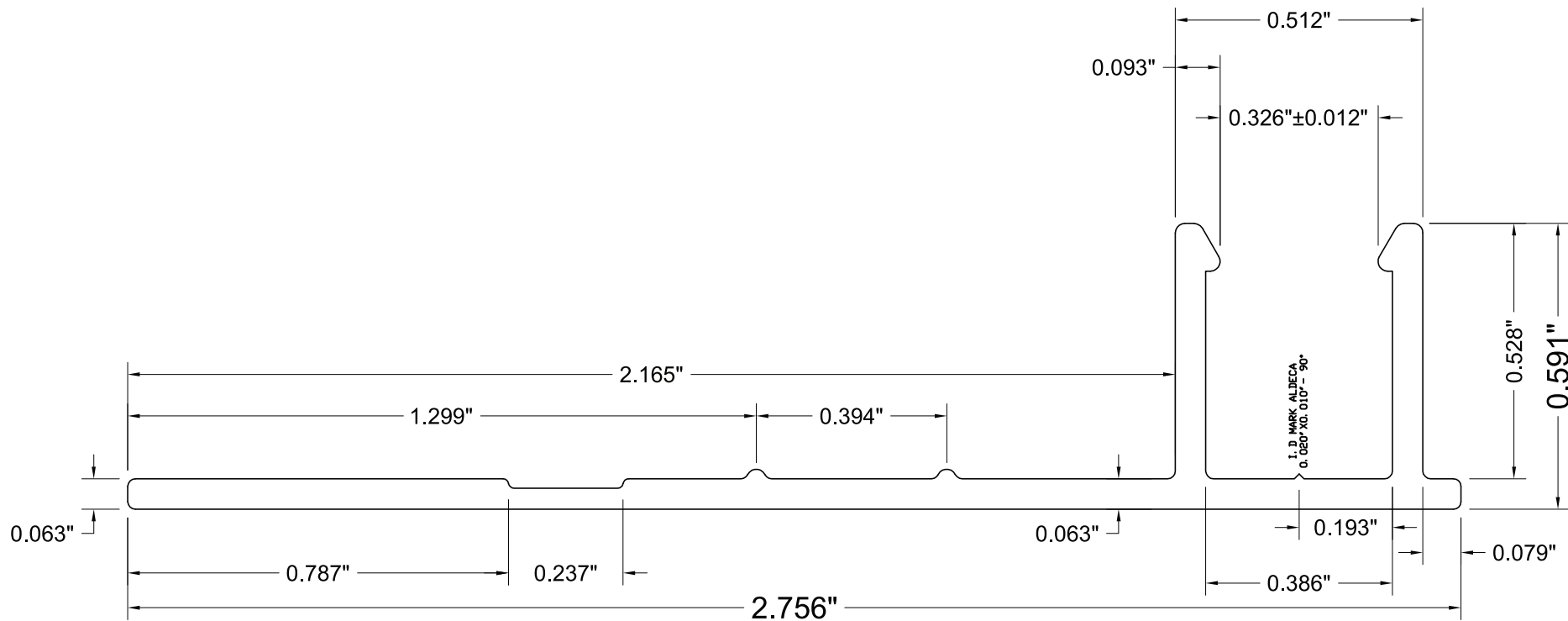
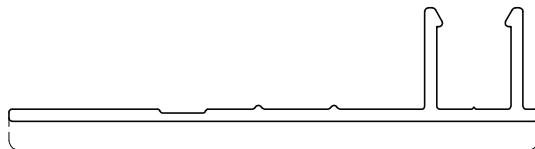


LCF319



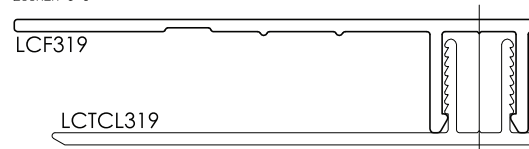
ACTUAL SIZE



EXPOSED SURFACE

DETALLE DE ENSAMBLE CON PERFILES:
AL-3615

ESCALA: 1:1



Est. Area : 0.239 Sq/In.
Est. WT/FT : 0.281 LBS.
Est. Perimeter : ----- Inches
OutSide Perimeter : 7.798 Inches
Circum Circle : 2.819 Inches
Factor : 27.751

UNLESS OTHERWISE SPECIFIED

TYPICAL WALL THICKNESS : 0.063"
BREAK SHARP CORNERS : INDICADOS
ALL DIMENSIONS ARE : Inches

ESCALE : 3:1
DETAILS : 1:1

CLASSIFICATION

SOLID
SEMI-HOLLOW
HOLLOW

CUSTOMER: LEVANTÉ®, LLC

NAME :
DOOR & WINDOW TRIM
BACK

ALUMINUM ASSOCIATION STANDARD FOR EXTRUDED SHAPES
APPLY UNLESS SPECIFICALLY SHOWN OTHERWISE.

INGOT	PZS.	ALLOY:	TEMPER:
7"		6063	T6
8"			

DRAWING : Arq. Victor Flores - 07/07/17
REVISED: Arq. Victor Flores
DATE: 24 / 07 / 17



LEVANTÉ®
ALUMINUM ARCHITECTURAL COMPONENTS

LCF319